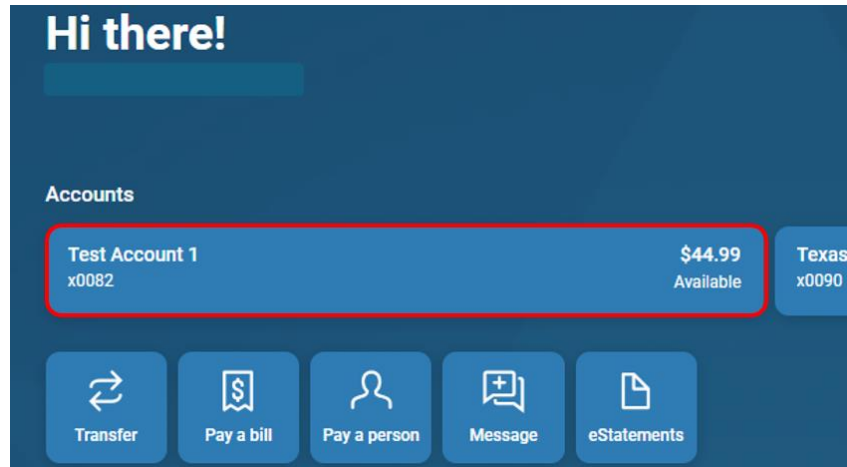


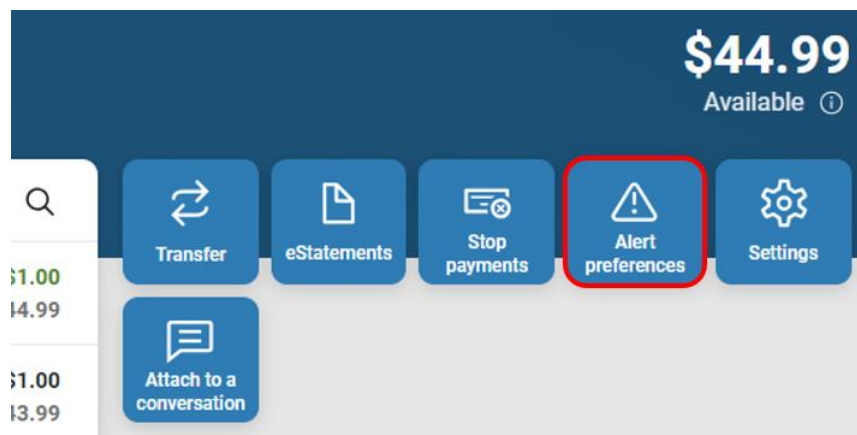
Setting Account Alerts in Online Banking

Log into online banking at <https://my.texasgulfbank.com/login>

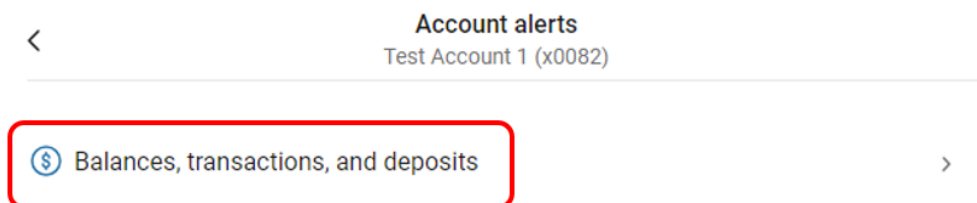
Click on the account tile that the check was written from. Alerts will need to be created for each account separately.



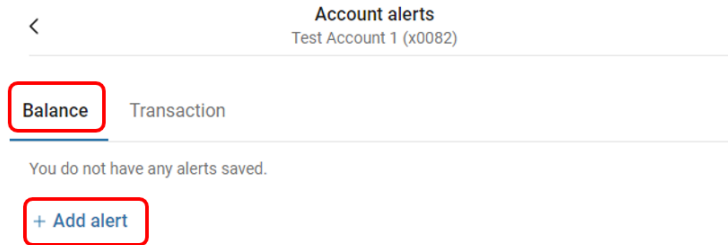
Click on the **Alert preferences** tile.



The Account alerts screen appears. Click on **Balances, transactions and deposits**.



To create a new Balance alert, click on **Balance** then click on **+ Add Alert**.



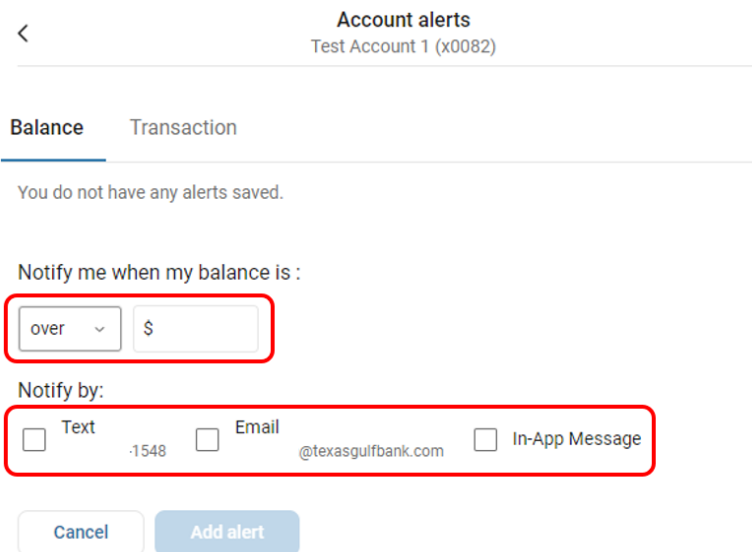
< Account alerts
Test Account 1 (x0082)

Balance Transaction

You do not have any alerts saved.

+ Add alert

There are options to create an alert if the account balance is over/under a chosen amount and how to receive those notifications.



< Account alerts
Test Account 1 (x0082)

Balance Transaction

You do not have any alerts saved.

Notify me when my balance is :

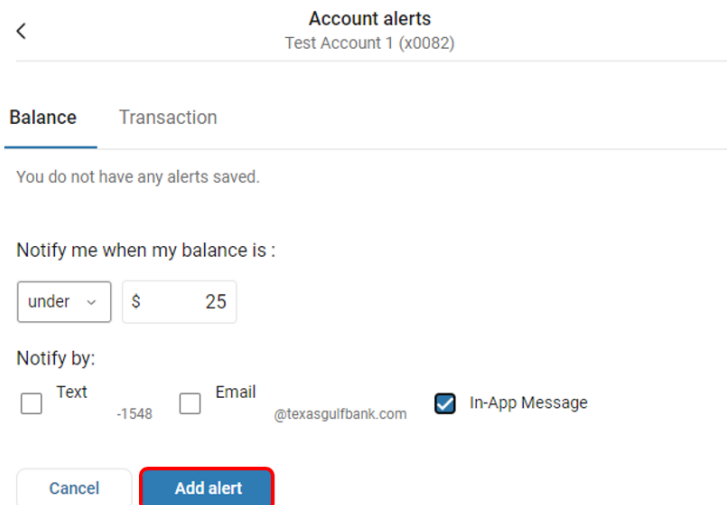
over \$

Notify by:

Text :1548 Email @texasgulfbank.com In-App Message

Cancel Add alert

Input the desired **Balance alert**. Select the **notification preferences** and click **Add alert**.



< Account alerts
Test Account 1 (x0082)

Balance Transaction

You do not have any alerts saved.

Notify me when my balance is :

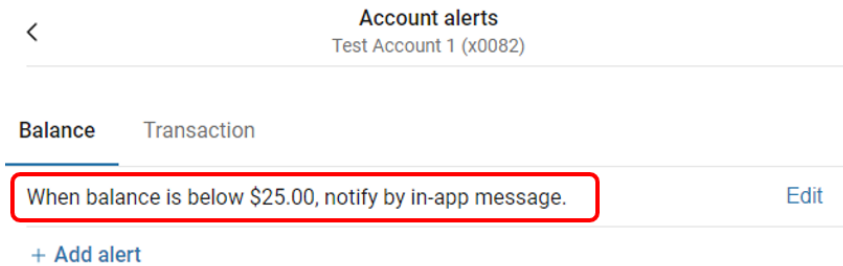
under \$ 25

Notify by:

Text :1548 Email @texasgulfbank.com In-App Message

Cancel Add alert

The alert is now displayed on the Account alerts page.



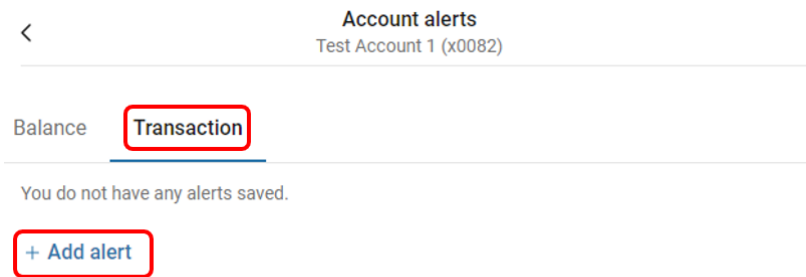
Account alerts
Test Account 1 (x0082)

Balance Transaction

When balance is below \$25.00, notify by in-app message. [Edit](#)

[+ Add alert](#)

To create a new Transaction alert, click on **Transaction** then click on **+ Add Alert** and follow the same steps shown above.



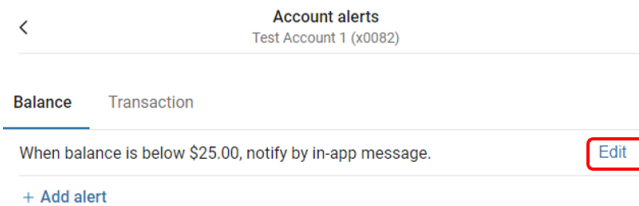
Account alerts
Test Account 1 (x0082)

Balance **Transaction**

You do not have any alerts saved.

[+ Add alert](#)

To change or delete an alert, click on **Edit** next to the alert.



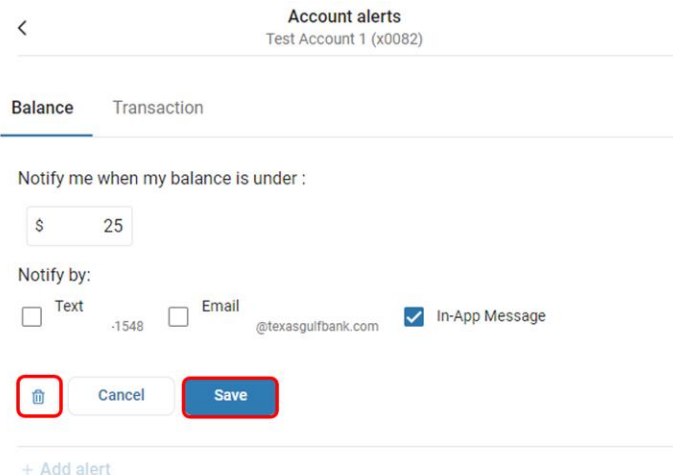
Account alerts
Test Account 1 (x0082)

Balance Transaction

When balance is below \$25.00, notify by in-app message. [Edit](#)

[+ Add alert](#)

Make the desired changes to the alert, then click **Save**. To delete an alert, click the **Trash icon**.



Account alerts
Test Account 1 (x0082)

Balance Transaction

Notify me when my balance is under :

\$ 25

Notify by:

Text -1548 Email @texasgulfbank.com In-App Message

[Trash](#) [Cancel](#) [Save](#)

[+ Add alert](#)